

# Question bank

## Chapter-1 Theme 1 Exploring your environment

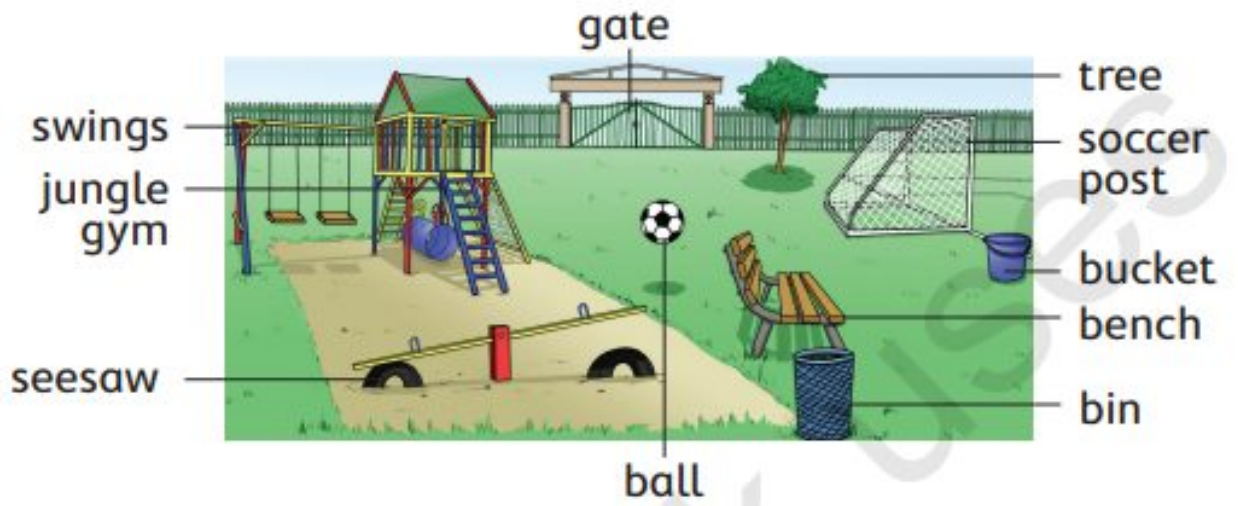
Q-1 Answer these following questions ?



1. Look at the picture. Is it like your classroom?
2. What do you do in your classroom?
3. There are many different objects in a classroom. Look at the picture again. Find these things:

a desk	a clock
a table	a bookshelf
a teacher	a door
a chair	a bin
a chalkboard	a chart

Q-2 Answer these following questions ?



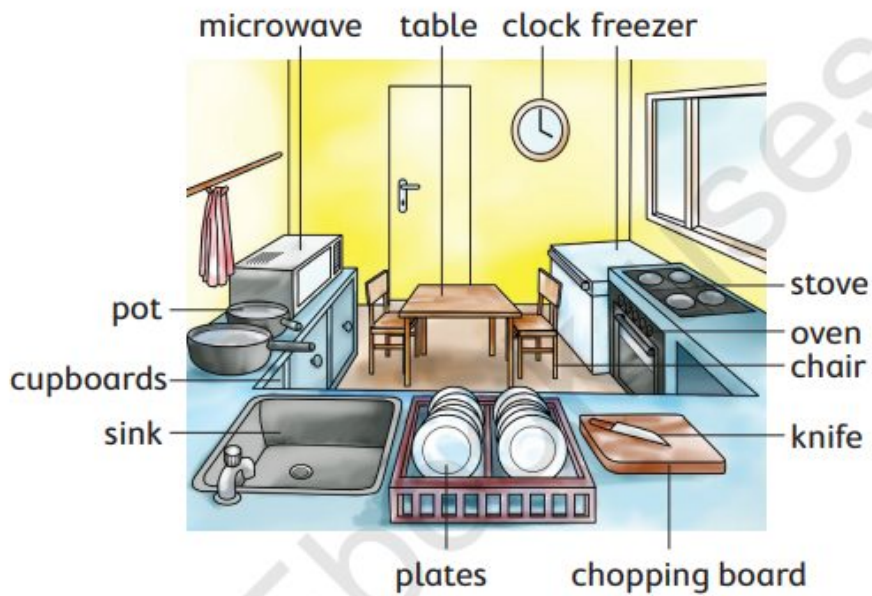
1. Look at the picture of a playground.
1. Look at the picture of a playground.

**Q-3 Write the name of each thing.**





Q-4 Answers these following questions ?



1. Talk about the different objects in the kitchen.




Q-5 Name these things from the kitchen.



Q-6 **Answer these following questions ?**

What do we do in the sitting room?

Q-7 **Can you find these things in the picture?**





**Q-8 Write down the correct word**

1. We use the bath/basin when we brush our teeth.
2. We use the basin/shower when we wash our bodies.
3. We use the shower/basin to wash our hands.
4. We use the basin/toilet when we need to wee.

**Q-9 Answers these questions ?**

1. Which is the correct way to cross the road?
2. Which is the wrong way to cross the road?
3. Take turns to show how you cross the road.




## Chapter-2 Theme 1 Soil, air and water

Q-1 **Answer these given questions ?**

- (1) Where does your family get water from?
- (2) What do you use water for?
- (3) Do you do any sports in water?
- (4) Does it rain a lot where you live?

Q-2 **Answers these questions according to this picture.**








1. Write down the water source you see.
2. How do you think the water gets to your school?
3. What other water sources do you have in your area?

Q-3 **Write a poem about water.**

## Chapter-3 Theme 1 Colour (identification)

Q-1 Match each traffic sign to the correct sentence.

2. Draw three traffic signs and colour them in.

Slow down, there are children crossing the road.		Slow down, there is a <b>zebra crossing</b> ahead where people cross the road.		
				
a)	b)	c)	d)	e)
You must stop.	People are not allowed to walk here.	There is a traffic light ahead.		

## Chapter-4 Theme 1 Living things

Q-1 Answer these following questions ?



1. Discuss the living things in the picture.
2. Are you a living thing?
3. Write the heading "Living things around the school.
4. Draw the living things you see around your school.

## Chapter-5 Theme 1 Non-living things

**Q-1 Answer these questions ?**

1. Write down the names of five non-living things in your classroom and in your school environment.
2. Tell your partner why you say these things are non-living.

**Q-2 Answer these question ?**



1. Name seven nonliving things in the kitchen.
2. Name two living things

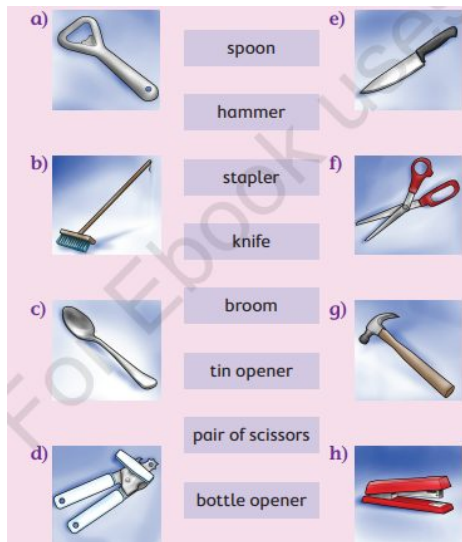
## **Chapter-6 Theme 2 Simple machines**

**Q-1 Answer these questions ?**




1. What is Anome doing in the picture?
2. Explain how she is doing it.

**Q-2 Match each picture to the correct name.**



Q-3 Match each machine to the work it does:



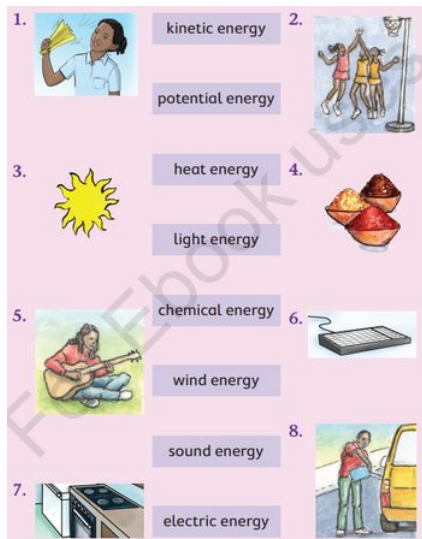
Q-4 Complete the sentences by choosing from these words: clean, safe, in front of, sharp

- Always \_\_\_\_\_ your tools or simple machines when you have finished using them.
- Never stand \_\_\_\_\_ or too close when children are playing on the swings.
- Always work safely with \_\_\_\_\_ tools or simple machines.
- Always pack away tools or simple machines in \_\_\_\_\_ a place.

## Chapter-7 Theme 2 Energy

Q-1 Match each type of energy with the correct picture

rggg



## Chapter-13 Theme 3 First aid

### Q-1 Answer these questions ?

1. What is first aid?
2. Write down three things a first aider should be able to do.
3. Write down two objectives of first aid.
4. What is the number you must call in case of an emergency?
5. What is the first thing you have to do before helping someone who is bleeding?
6. What do you think is the most important objective of first aid?